



HomeBiogas Biofertilizer

Customer manual



What is the biofertilizer?

The HomeBiogas fertilizer contains a wide range of macronutrients, micronutrients, microorganisms, bio-stimulates, and dissolved organic carbon (DOC) that are necessary for plant growth and enriching the soil.



For your soil

- Healthier soil structure
- Humidity retention (soil moisture)
- Nutrient retention
- Healthy bio-flora



For you

- Transform your waste
- Using biofertilizer will enable you to grow healthier garden
- No more chemical fertilizer for your vegetables or kitchen garden

Biofertilizer An endless value chain

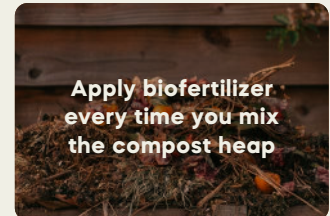
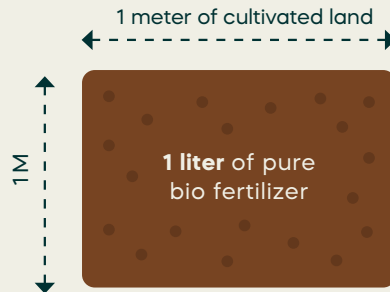
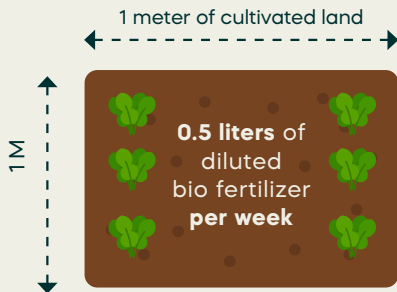


For your plants

- Bio stimulates
- Better absorption of nutrients
- Stronger root structure
- Healthier and tastier crops
- Increased yield

Use the biofertilizer to enrich your garden

The biofertilizer can be added :



Garden fertilization

HomeBiogas biofertilizer can be used as ongoing fertilizer during the growing season to increase yields and boost your crops once a week. Make sure you properly dilute the bio-fertilizer with water as it has high levels of salinity. Apply 0.5 liters to each meter cultivated per week

Soil treatment before planting

A basic dressing is spreading biofertilizer on a field before planting your crops. It is recommended to apply 1 liter of pure bio-fertilizer to each meter of cultivated land one week before planting. The more time you can allow the nutrients to be absorbed in the soil the better.

Compost

With the help of HomeBiogas biofertilizer, you can make production of rich compost much easier. The key to good compost is adequate moisture and a complex population of microorganisms - biofertilizer is great for both!

How to apply the biofertilizer?



Manual

Requires dilution before use - see table below & watch video [here](#)



Drip irrigation + fertigation manual

Requires filtration before use- follow instructions in the video [here](#)

Important

- The biofertilizer is accessible for use only in HBG 2\4\7 systems **without Bio- toilets**
- When using the biofertilizer the first time, it will only be **ready a month after the first flammable gas**
- The biofertilizer **can be stored for up to 6 months**, in a shaded place with a breathable/partially open cap that allows gases to be released